

## For More Information

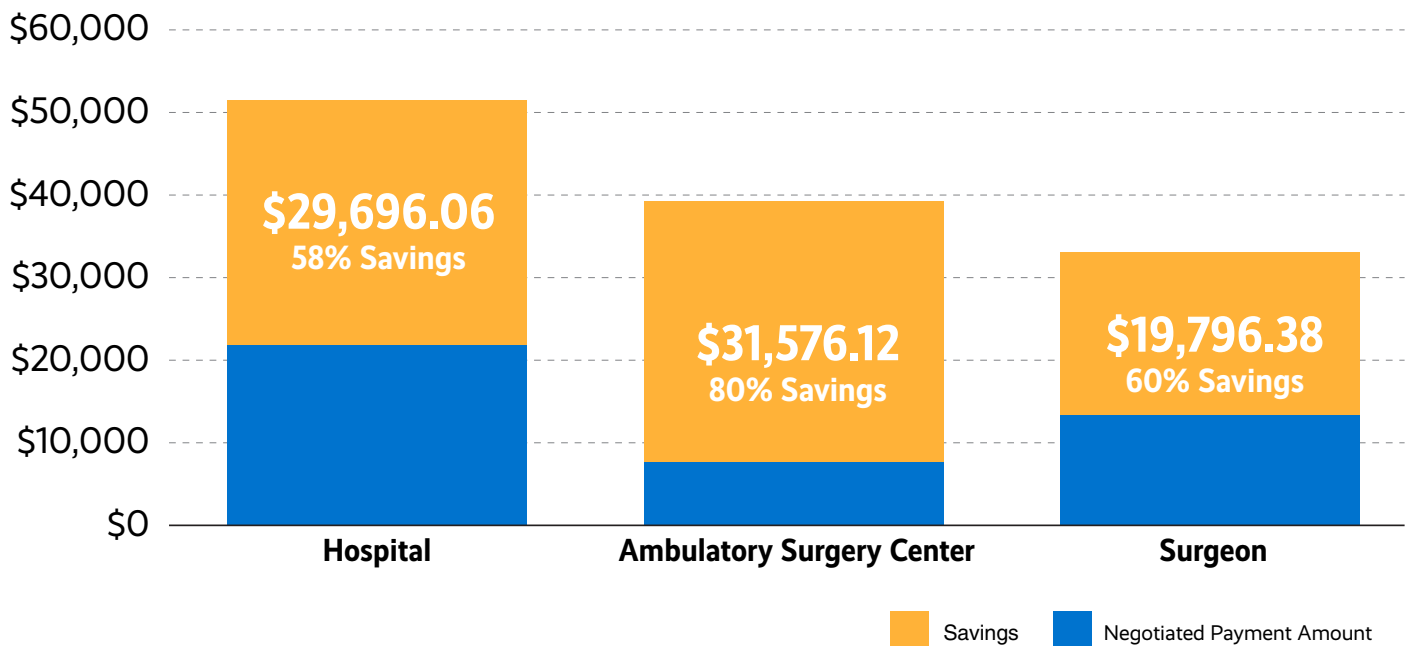
To learn more about how a payment accuracy strategy can benefit your organization, please contact [PaymentIntegrityInfo@CariskPartners.com](mailto:PaymentIntegrityInfo@CariskPartners.com).

# Payment Integrity

Carisk's Payment Integrity program contains the costs of workers' compensation medical bills through its evidence-based analysis, proprietary software, and advanced clinical negotiation, delivering savings beyond industry standards.

## Carisk Payment Integrity Savings Examples Across Facility and Procedure Types

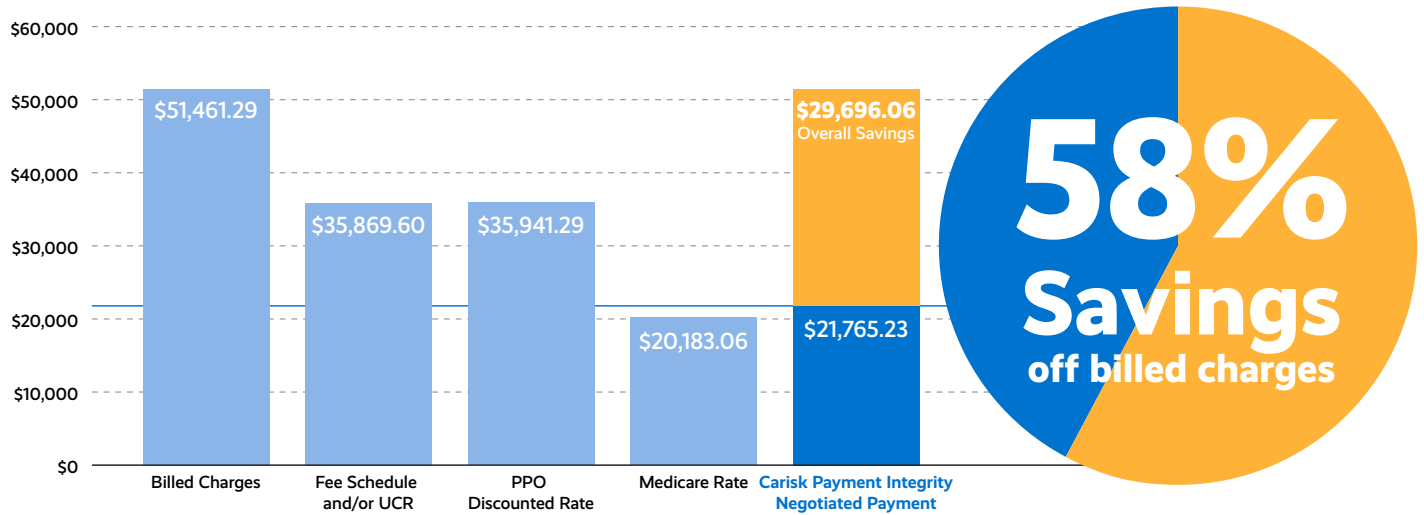
The following real-world examples are representative of and consistent with Carisk's overall program performance.



For more examples of savings across a range of claim types, see the following pages

# Hospital Inpatient

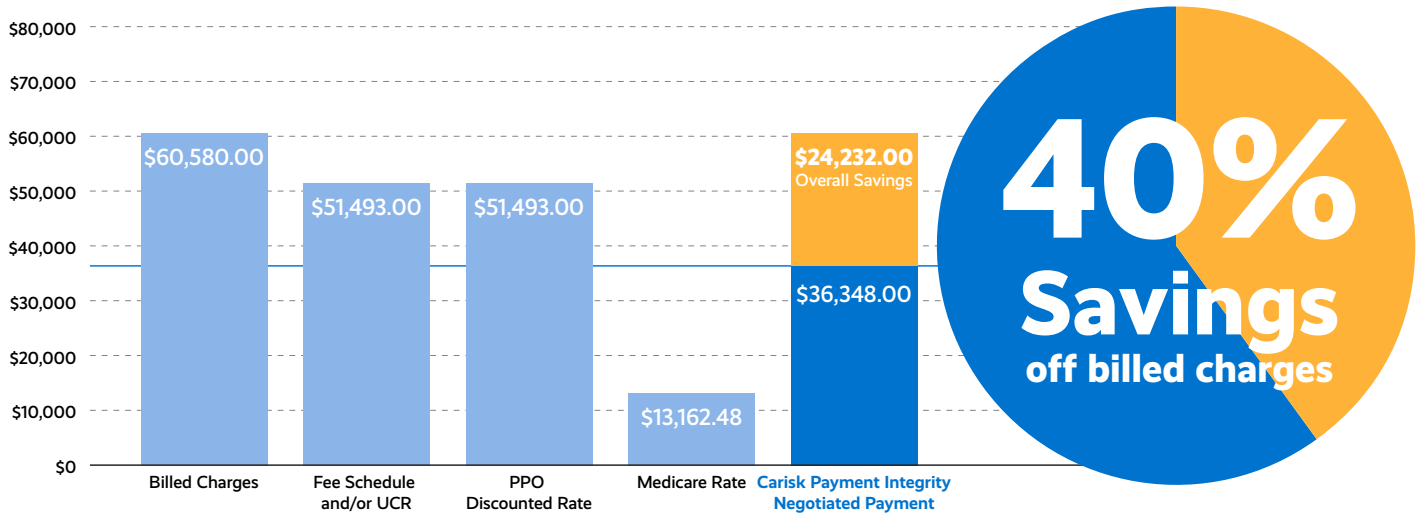
*Non-Fee Schedule Example, Negotiated Rate Consistent with Medicare and 39% off PPO Discount and UCR.*



	Non-Fee Schedule
Billed Charges	\$51,461.29
Fee Schedule and/or Workers' Comp Usual, Customary, and Reasonable (UCR)	\$35,869.60
PPO Discounted Rate (Billed Charges Minus PPO Discount)	\$35,941.29
Medicare Rate	\$20,183.06
Negotiated Payment	\$21,765.23
Gross Saving \$AMT	\$14,104.37
Gross % savings off Fee Schedule or UCR reductions	39%
Overall Savings off of Billed Charges (includes Fee Schedule and/or UCR reductions)	\$29,696.06
Gross % of Savings off Billed Charges	58%
Negotiated Payment as a Percentage of Medicare	108%

# Hospital Inpatient

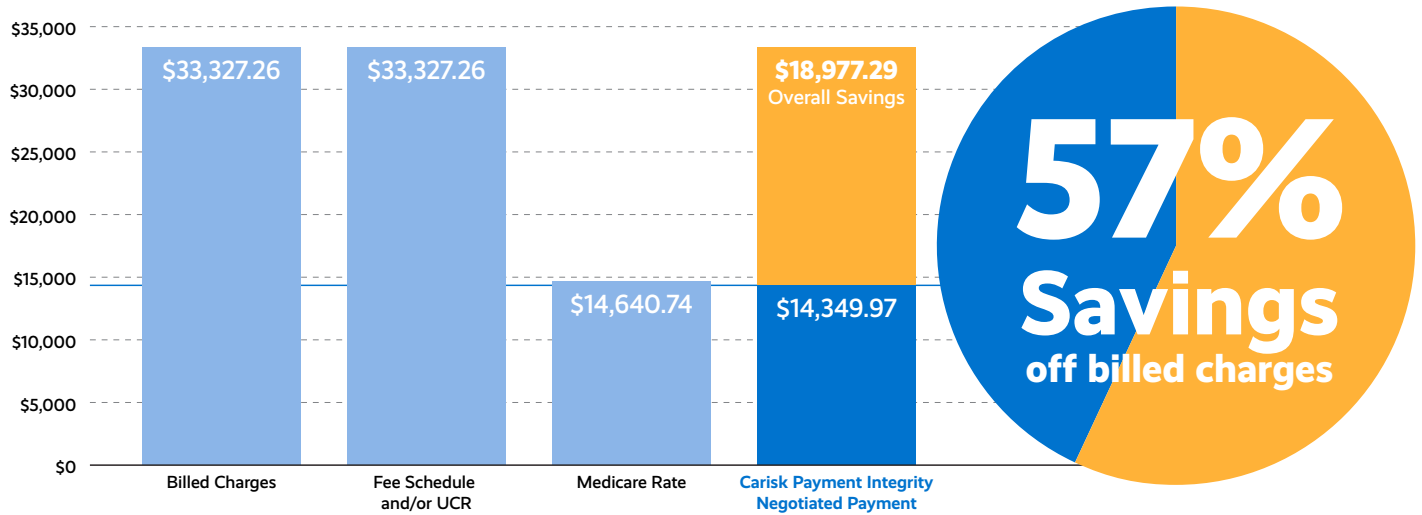
*Fee Schedule Example, Negotiated Payment 29% off PPO Discounted and UCR.*



	Fee Schedule
<b>Billed Charges</b>	\$60,580.00
<b>Fee Schedule and/or Workers' Comp Usual, Customary, and Reasonable (UCR)</b>	\$51,493.00
<b>PPO Discounted Rate (Billed Charges Minus PPO Discount)</b>	\$51,493.00
<b>Medicare Rate</b>	\$13,162.48
<b>Negotiated Payment</b>	\$36,348.00
<b>Gross Saving \$AMT</b>	\$15,145.00
<b>Gross % savings off Fee Schedule or UCR reductions</b>	29%
<b>Overall Savings off of Billed Charges (includes Fee Schedule and/or UCR reductions)</b>	\$24,232.00
<b>Gross % of Savings off Billed Charges</b>	40%
<b>Negotiated Payment as a Percentage of Medicare</b>	276%

# Hospital Inpatient

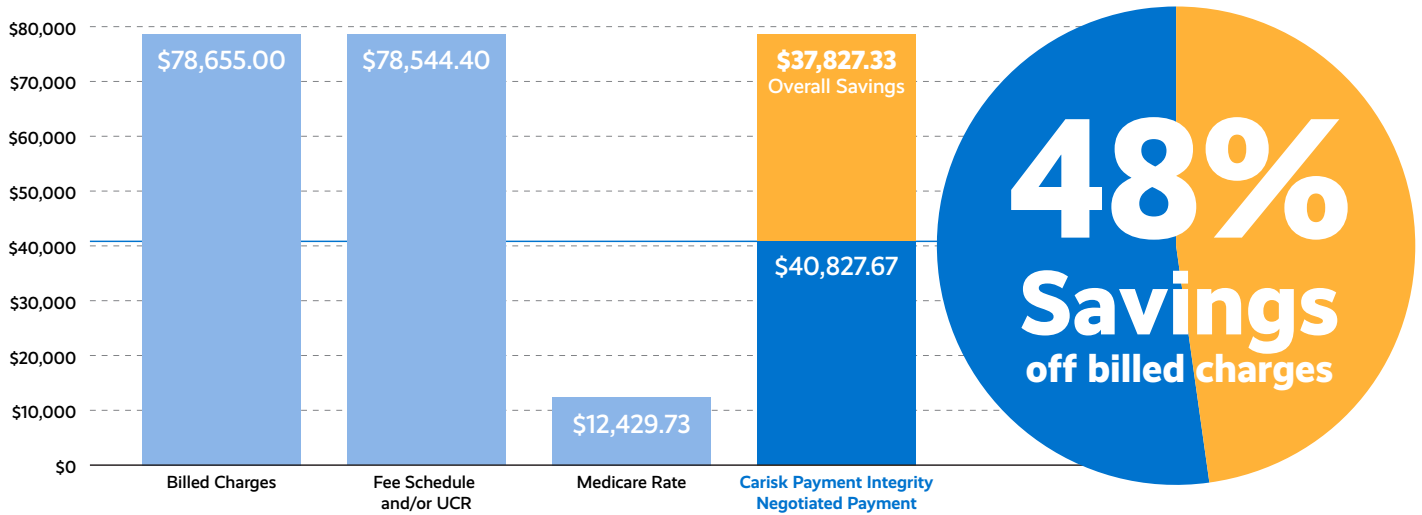
*Fee Schedule State, Negotiated Payment Consistent with Medicare and 57% off Fee Schedule and/or UCR.*



	Fee Schedule
<b>Billed Charges</b>	\$33,327.26
<b>Fee Schedule and/or Workers' Comp Usual, Customary, and Reasonable (UCR)</b>	\$33,327.26
<b>PPO Discounted Rate (Billed Charges Minus PPO Discount)</b>	N/A
<b>Medicare Rate</b>	\$14,640.74
<b>Negotiated Payment</b>	\$14,349.97
<b>Gross Saving \$AMT</b>	\$18,977.29
<b>Gross % savings off Fee Schedule or UCR reductions</b>	57%
<b>Overall Savings off of Billed Charges (includes Fee Schedule and/or UCR reductions)</b>	\$18,977.29
<b>Gross % of Savings off Billed Charges</b>	57%
<b>Negotiated Payment as a Percentage of Medicare</b>	98%

# Hospital Inpatient

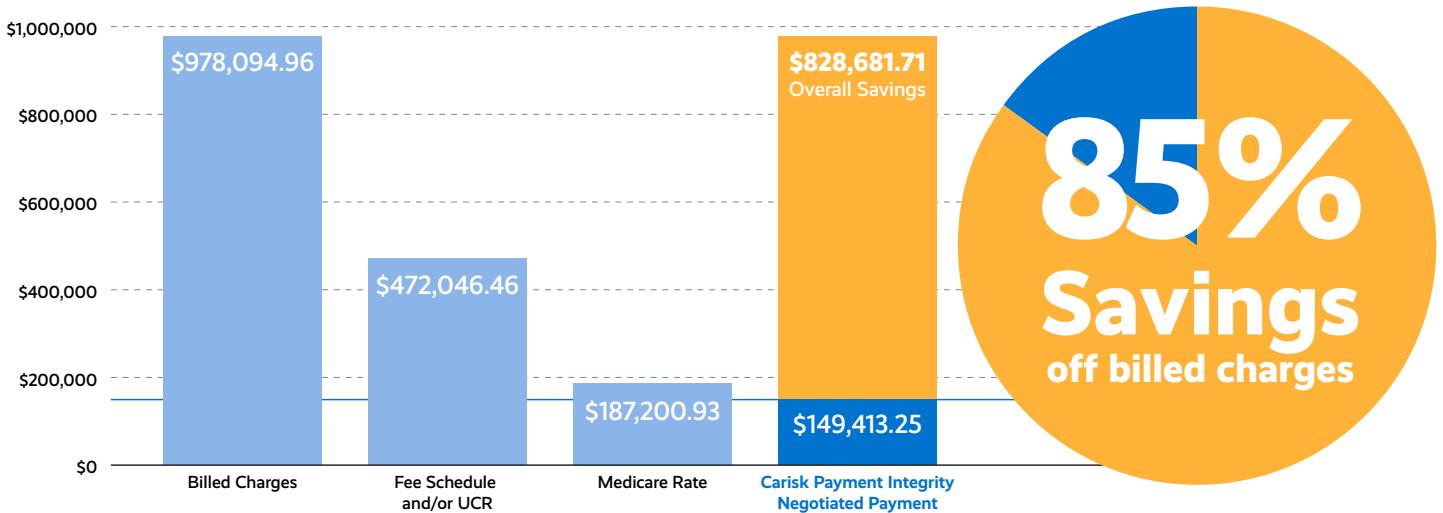
*Non-Fee Schedule State, Negotiated Payment 48% off UCR.*



	Non-Fee Schedule
Billed Charges	\$78,655.00
Fee Schedule and/or Workers' Comp Usual, Customary, and Reasonable (UCR)	\$78,544.40
PPO Discounted Rate (Billed Charges Minus PPO Discount)	N/A
Medicare Rate	\$12,429.73
Negotiated Payment	\$40,827.67
Gross Saving \$AMT	\$37,716.73
Gross % savings off Fee Schedule or UCR reductions	48%
Overall Savings off of Billed Charges (includes Fee Schedule and/or UCR reductions)	\$37,827.33
Gross % of Savings off Billed Charges	48%
Negotiated Payment as a Percentage of Medicare	328%

# Hospital Inpatient

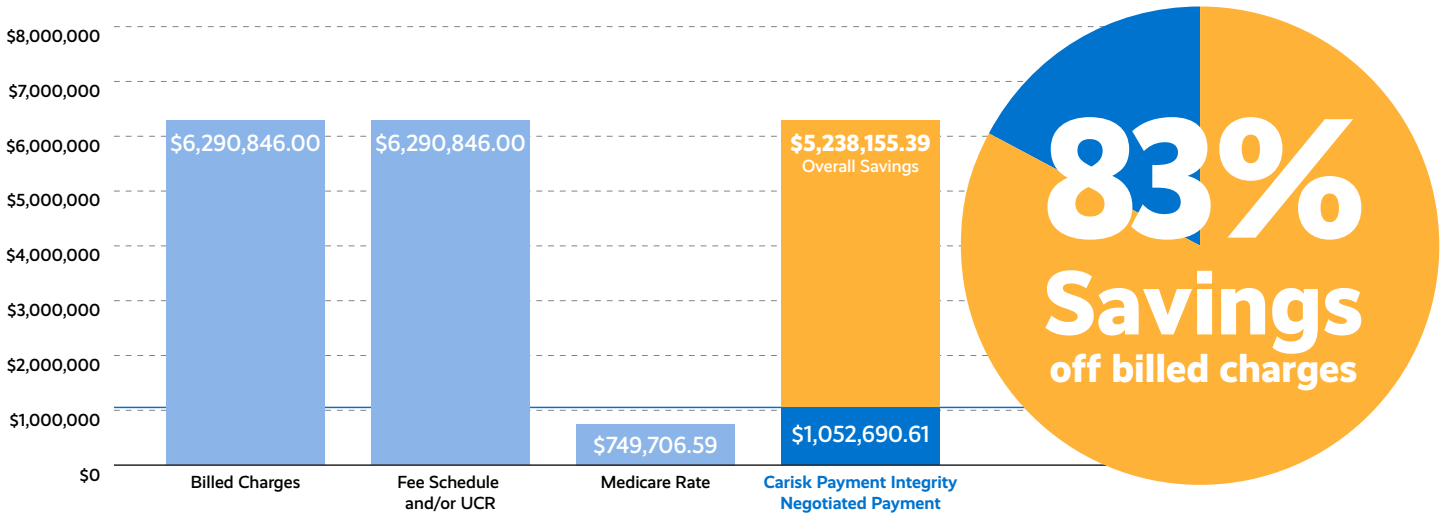
*Fee Schedule State, Negotiated Payment Consistent with Medicare and 68% off Fee Schedule and/or UCR.*



	Fee Schedule
<b>Billed Charges</b>	\$978,094.96
<b>Fee Schedule and/or Workers' Comp Usual, Customary, and Reasonable (UCR)</b>	\$472,046.46
<b>PPO Discounted Rate (Billed Charges Minus PPO Discount)</b>	N/A
<b>Medicare Rate</b>	\$187,200.93
<b>Negotiated Payment</b>	\$149,413.25
<b>Gross Saving \$AMT</b>	\$322,633.21
<b>Gross % savings off Fee Schedule or UCR reductions</b>	68%
<b>Overall Savings off of Billed Charges (includes Fee Schedule and/or UCR reductions)</b>	\$828,681.71
<b>Gross % of Savings off Billed Charges</b>	85%
<b>Negotiated Payment as a Percentage of Medicare</b>	80%

# Hospital Inpatient

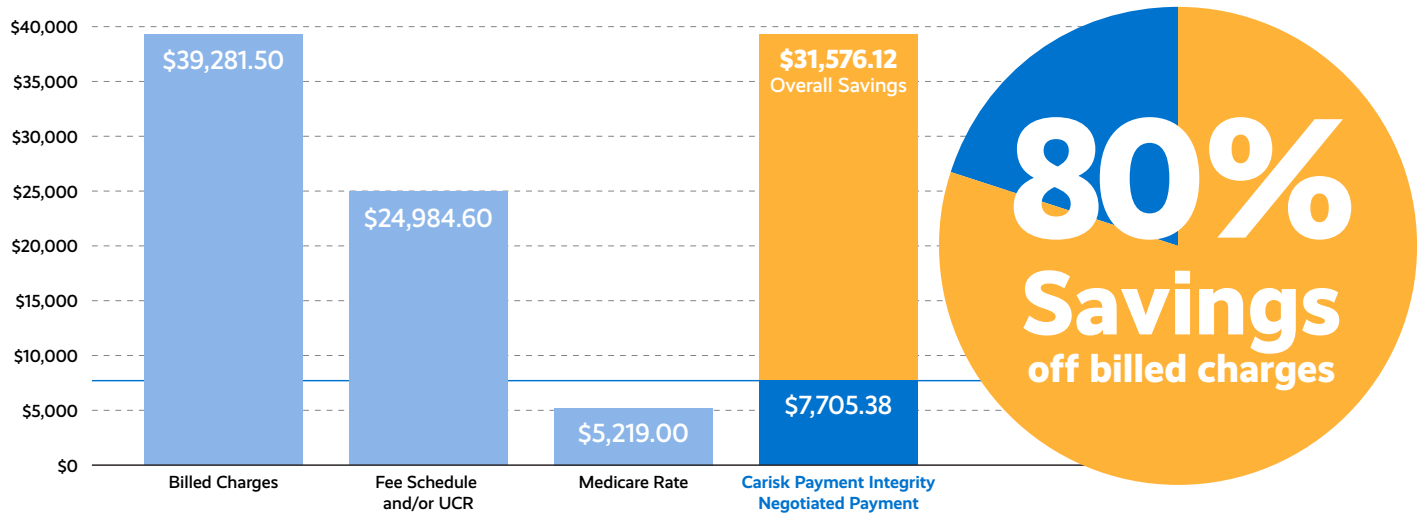
*Inpatient & Outpatient, Negotiated Payment Consistent with Medicare and 83% off Fee Schedule and/or UCR.*



	Inpatient & Outpatient
Billed Charges	\$6,290,846.00
Fee Schedule and/or Workers' Comp Usual, Customary, and Reasonable (UCR)	\$6,290,846.00
PPO Discounted Rate (Billed Charges Minus PPO Discount)	NA
Medicare Rate	\$749,706.59
Negotiated Payment	\$1,052,690.61
Gross Saving \$AMT	\$5,238,155.39
Gross % savings off Fee Schedule or UCR reductions	83%
Overall Savings off of Billed Charges (includes Fee Schedule and/or UCR reductions)	\$5,238,155.39
Gross % of Savings off Billed Charges	83%
Negotiated Payment as a Percentage of Medicare	140%

# Ambulatory Surgery Center

*Non-Fee Schedule State, Negotiated Payment slightly higher than Medicare and 69% Savings off UCR.*

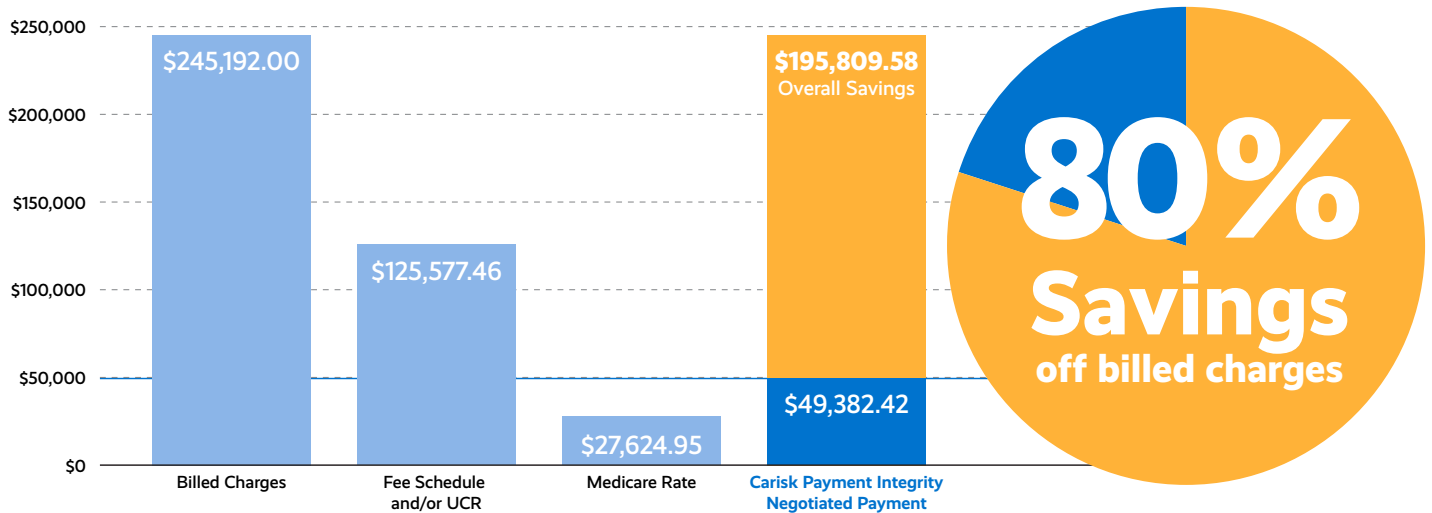


	Non-Fee Schedule
Billed Charges	\$39,281.50
Fee Schedule and/or Workers' Comp Usual, Customary, and Reasonable (UCR)	\$24,984.60
PPO Discounted Rate (Billed Charges Minus PPO Discount)	N/A
Medicare Rate	\$5,219.00
Negotiated Payment	\$7,705.38
Gross Saving \$AMT	\$17,279.22
Gross % savings off Fee Schedule or UCR reductions	69%
Overall Savings off of Billed Charges (includes Fee Schedule and/or UCR reductions)	\$31,576.12
Gross % of Savings off Billed Charges	80%
Negotiated Payment as a Percentage of Medicare	148%



# Ambulatory Surgery Center

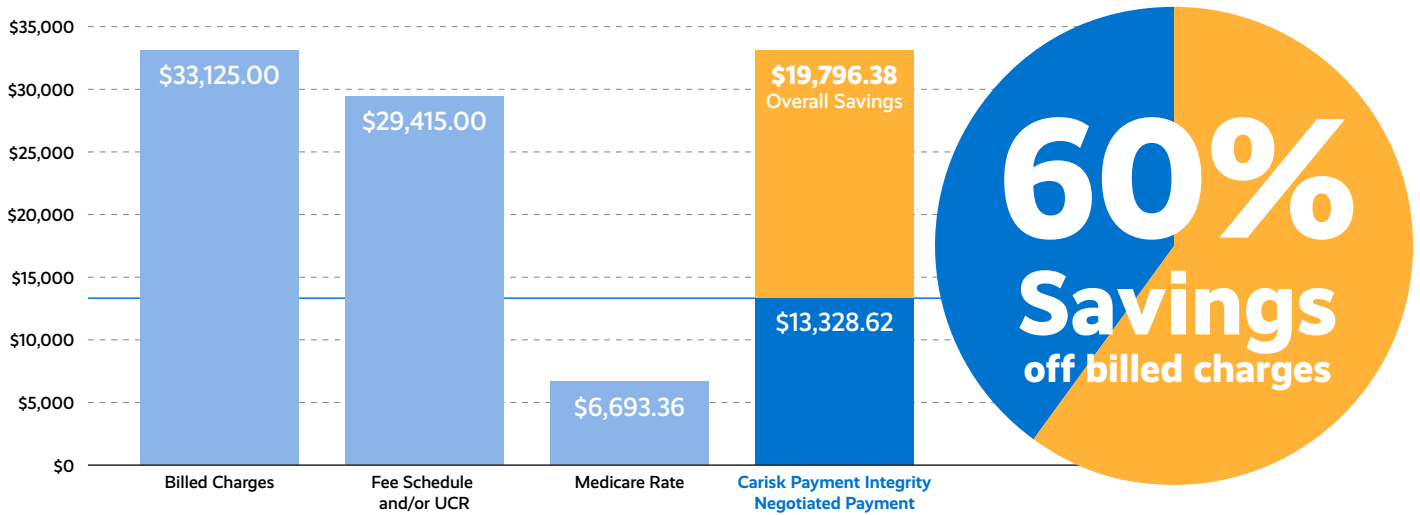
*Fee Schedule State, Negotiated Payment slightly higher than Medicare and 61% off Fee Schedule and/or UCR.*



	Fee Schedule
<b>Billed Charges</b>	\$245,192.00
<b>Fee Schedule and/or Workers' Comp Usual, Customary, and Reasonable (UCR)</b>	\$125,577.46
<b>PPO Discounted Rate (Billed Charges Minus PPO Discount)</b>	N/A
<b>Medicare Rate</b>	\$27,624.95
<b>Negotiated Payment</b>	\$49,382.42
<b>Gross Saving \$AMT</b>	\$76,195.04
<b>Gross % savings off Fee Schedule or UCR reductions</b>	61%
<b>Overall Savings off of Billed Charges (includes Fee Schedule and/or UCR reductions)</b>	\$195,809.58
<b>Gross % of Savings off Billed Charges</b>	80%
<b>Negotiated Payment as a Percentage of Medicare</b>	179%

# Surgeon

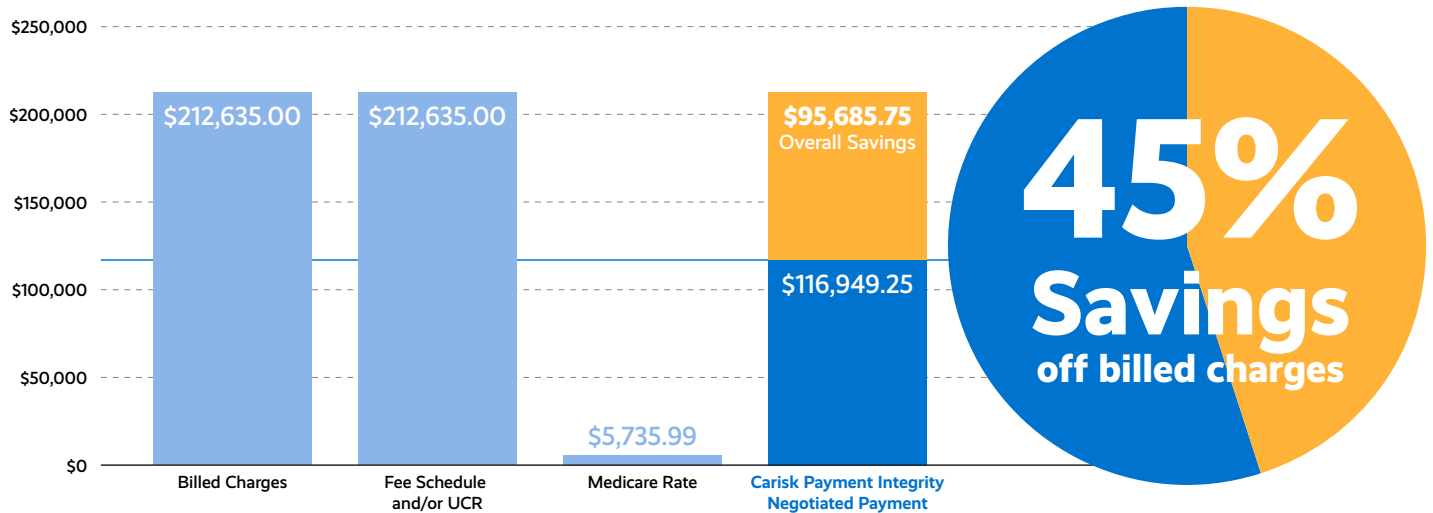
*Fee Schedule State, Negotiated Payment 55% Savings off of Fee Schedule and/or UCR.*



	Fee Schedule
Billed Charges	\$33,125.00
Fee Schedule and/or Workers' Comp Usual, Customary, and Reasonable (UCR)	\$29,415.00
PPO Discounted Rate (Billed Charges Minus PPO Discount)	N/A
Medicare Rate	\$6,693.36
Negotiated Payment	\$13,328.62
Gross Saving \$AMT	\$16,086.38
Gross % savings off Fee Schedule or UCR reductions	55%
Overall Savings off of Billed Charges (includes Fee Schedule and/or UCR reductions)	\$19,796.38
Gross % of Savings off Billed Charges	60%
Negotiated Payment as a Percentage of Medicare	199%

# Surgeon

*Non-Fee Schedule State, Negotiated Payment 45% savings off UCR*



	Non-Fee Schedule
<b>Billed Charges</b>	\$212,635.00
<b>Fee Schedule and/or Workers' Comp Usual, Customary, and Reasonable (UCR)</b>	\$212,635.00
<b>PPO Discounted Rate (Billed Charges Minus PPO Discount)</b>	N/A
<b>Medicare Rate</b>	\$5,735.99
<b>Negotiated Payment</b>	\$116,949.25
<b>Gross Saving \$AMT</b>	\$95,685.75
<b>Gross % savings off Fee Schedule or UCR reductions</b>	45%
<b>Overall Savings off of Billed Charges (includes Fee Schedule and/or UCR reductions)</b>	\$95,685.75
<b>Gross % of Savings off Billed Charges</b>	45%
<b>Negotiated Payment as a Percentage of Medicare</b>	2039%